



ಬೃಹತ್ ಬೆಂಗಳೂರು ಮಹಾನಗರ ಪಾಲಿಕೆ  
Bruhat Bengaluru Mahanagara Palike



# BBMP COVID-19 WAR ROOM BULLETIN - 17.06.2021

BBMP / COVID-19 WAR ROOM / BULLETIN – 451/ 17.06.2021 / #BBMPfightsCOVID19



# ABSTRACT OF COVID-19 CASES IN BENGALURU



	MALE	FEMALE	TRANSGENDER	MALE	FEMALE	TRANSGENDER	TOTAL	
	Last 24 Hours	Last 24 Hours	Last 24 Hours	Cumulative	Cumulative	Cumulative	Last 24 Hours	Cumulative
<b>Positive Cases</b>	730	479	0	7,18,301	4,83,533	129	<b>1,209</b>	<b>12,01,963</b>
<b>Recovered Cases</b>	944	566	0	6,61,387	4,46,165	96	<b>1,510</b>	<b>11,07,648</b>
<b>Death Cases</b>	10	7	0	9,745	5,623	4	<b>17</b>	<b>15,372</b>
<b>Total Tests Done</b>	<b>In Last 24 hrs : 60,478</b>				<b>Cumulative : 1,39,26,561</b>			
<b>ACTIVE CASES</b>					<b>78,943</b>			

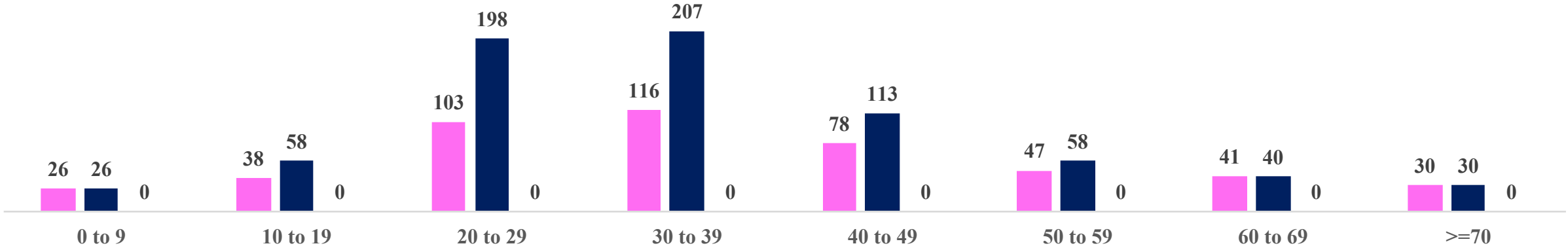


# LAST 24 HOURS AGE GROUP AND GENDER WISE DISTRIBUTION

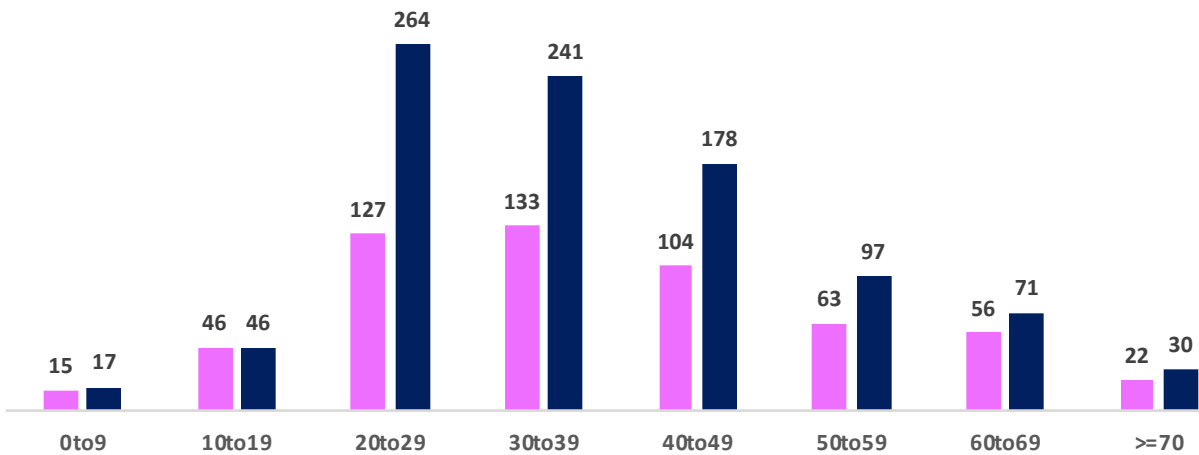


## Positive Cases : 1,209

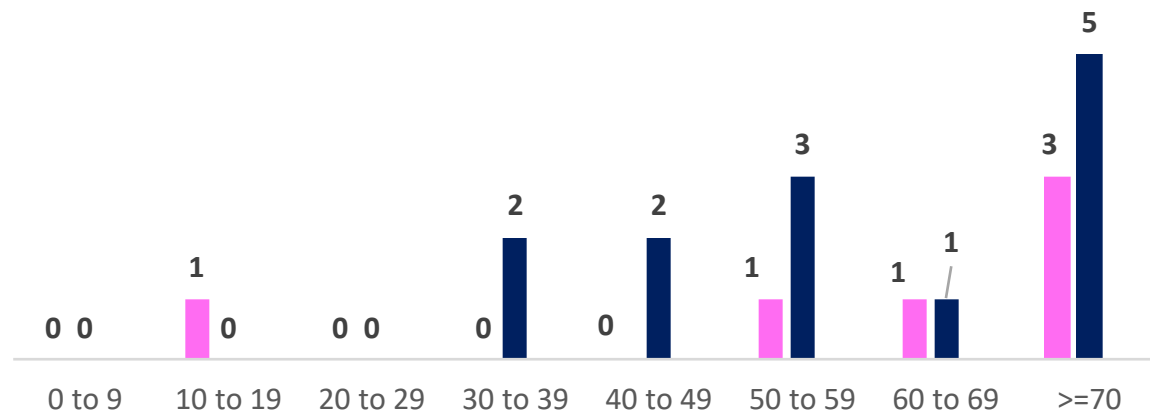
FEMALE MALE TRANSGENDER



## Recovered Cases : 1,510



## Death Cases : 17





# SNAPSHOT OF BENGALURU COVID-19 CASES IN LAST 8 WEEKS



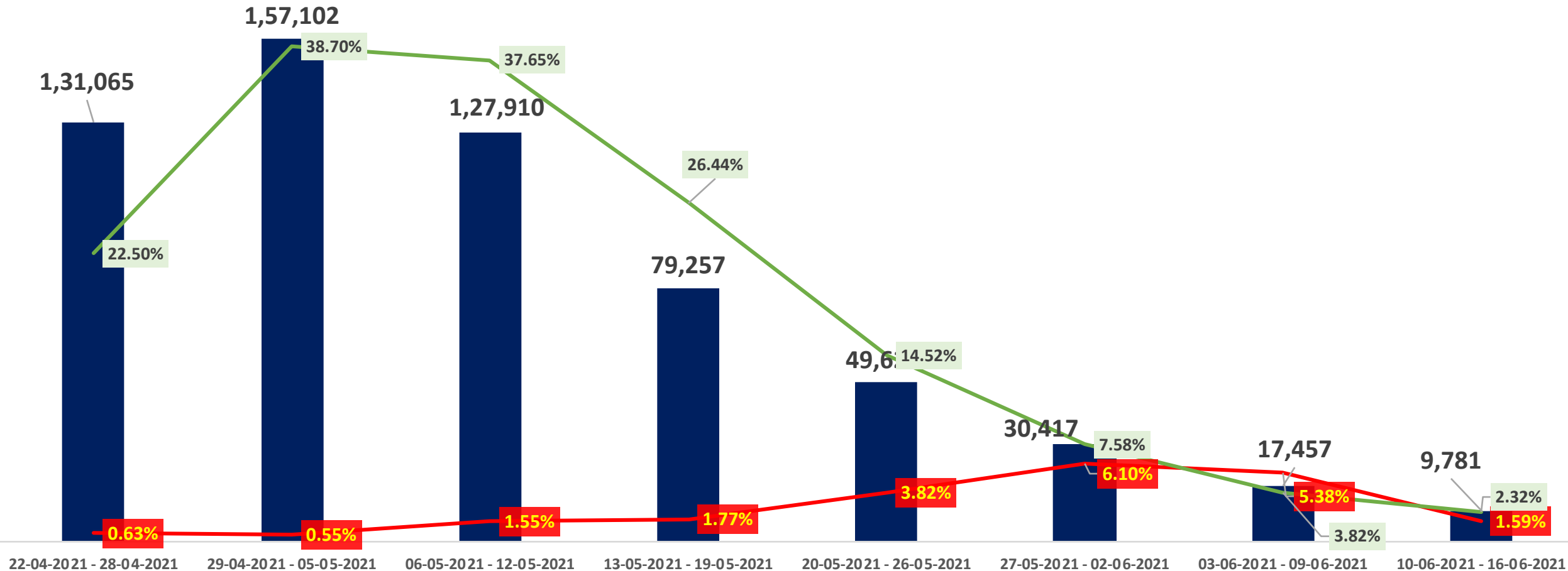
	22/04/21 TO 28/04/21	29/04/21 TO 05/05/21	06/05/21 TO 12/05/21	13/05/21 TO 19/05/21	20/05/21 TO 26/05/21	27/05/21 TO 02/06/21	03/06/21 TO 09/06/21	10/06/21 TO 16/06/21
<b>Total Positive Cases</b>	1,31,065	1,57,102	1,27,910	79,257	49,625	30,417	17,457	9,781
<b>Total Recovered Cases</b>	30,528	61,025	99,097	1,30,795	1,47,966	1,00,548	55,479	26,555
<b>Total Death Cases</b>	832	866	1,981	1,402	1,896	1,855	939	156
<b>Case Fatality Rate</b>	0.63%	0.55%	1.55%	1.77%	3.82%	6.10%	5.38%	1.59%
<b>Total Tests Conducted</b>	5,82,500	4,05,947	3,39,693	2,99,818	3,41,802	4,01,497	4,56,429	4,22,387
<b>Positivity Rate</b>	22.50%	38.70%	37.65%	26.44%	14.52%	7.58%	3.82%	2.32%



# POSITIVITY AND MORTALITY RATE OF BENGALURU – LAST 8 WEEKS

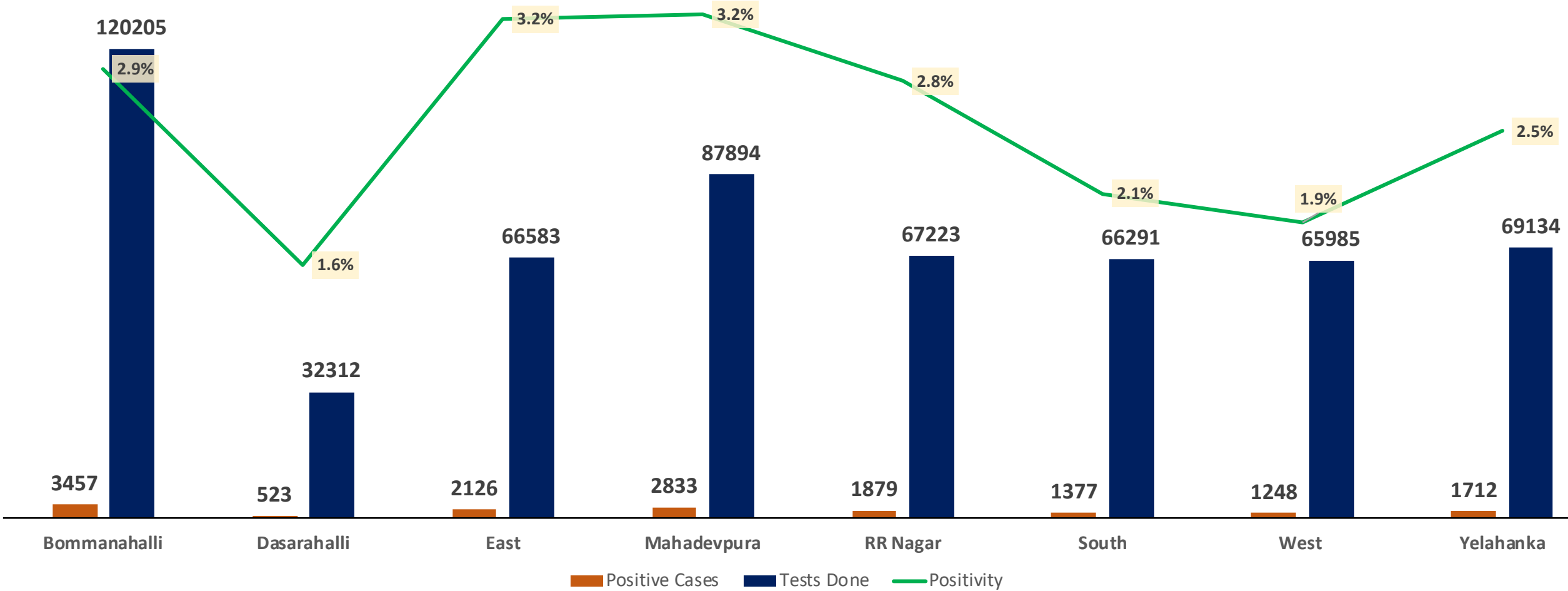


■ Total Positive Cases    — Case Fatality Rate    — Positivity Rate



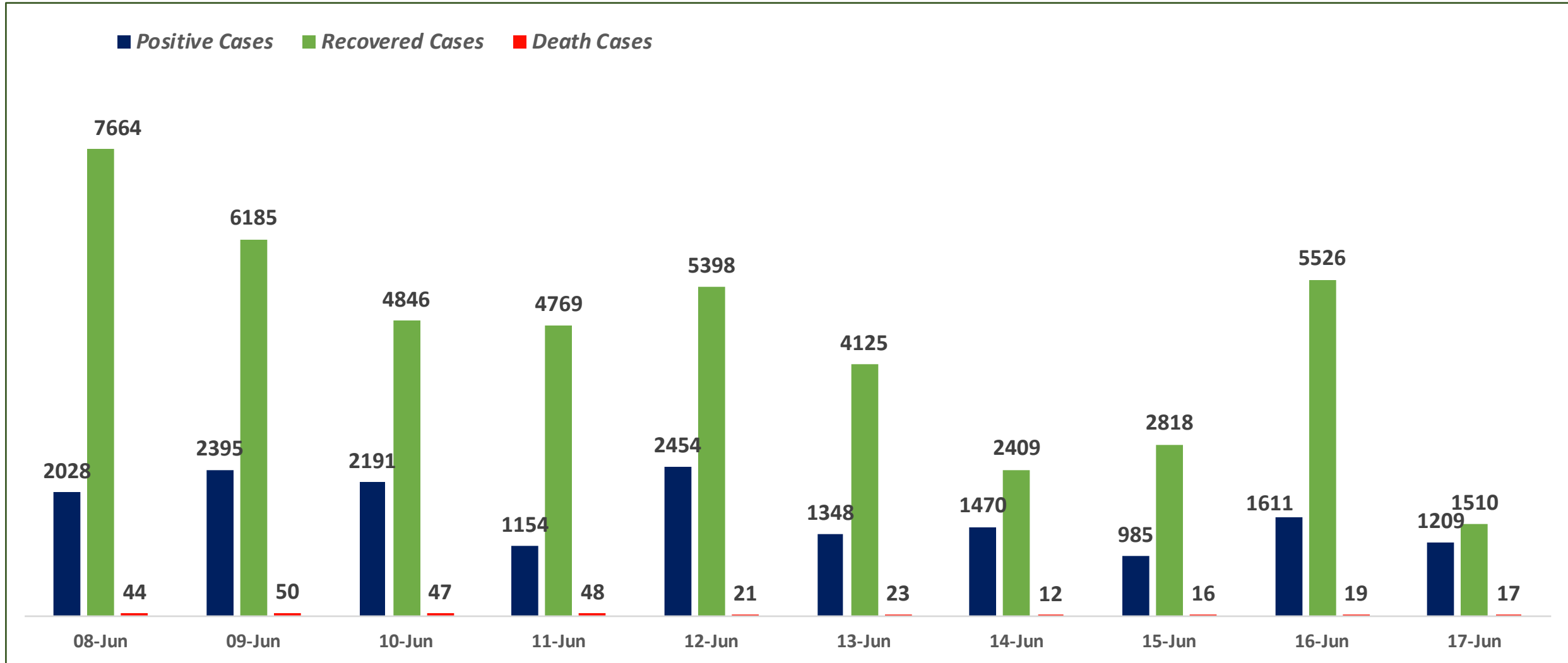


# ZONE WISE POSITIVITY TREND IN LAST 10 DAYS





# SNAPSHOT OF POSITIVE, RECOVERED AND DEATH CASES OVER LAST 10 DAYS ACROSS BBMP ZONES

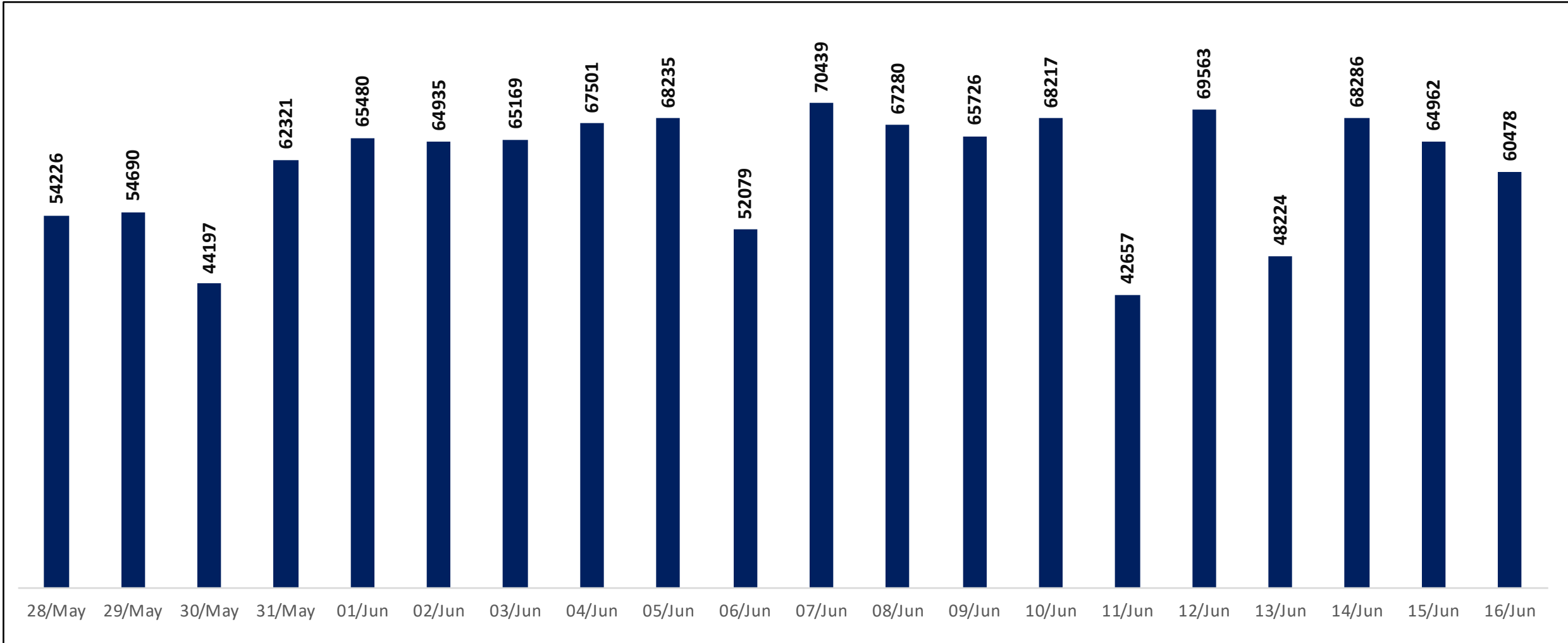




# TESTING TRENDS IN BENGALURU



Total Test Conducted Till Date	Test Conducted Last 24 hours
1,39,26,561	60,478





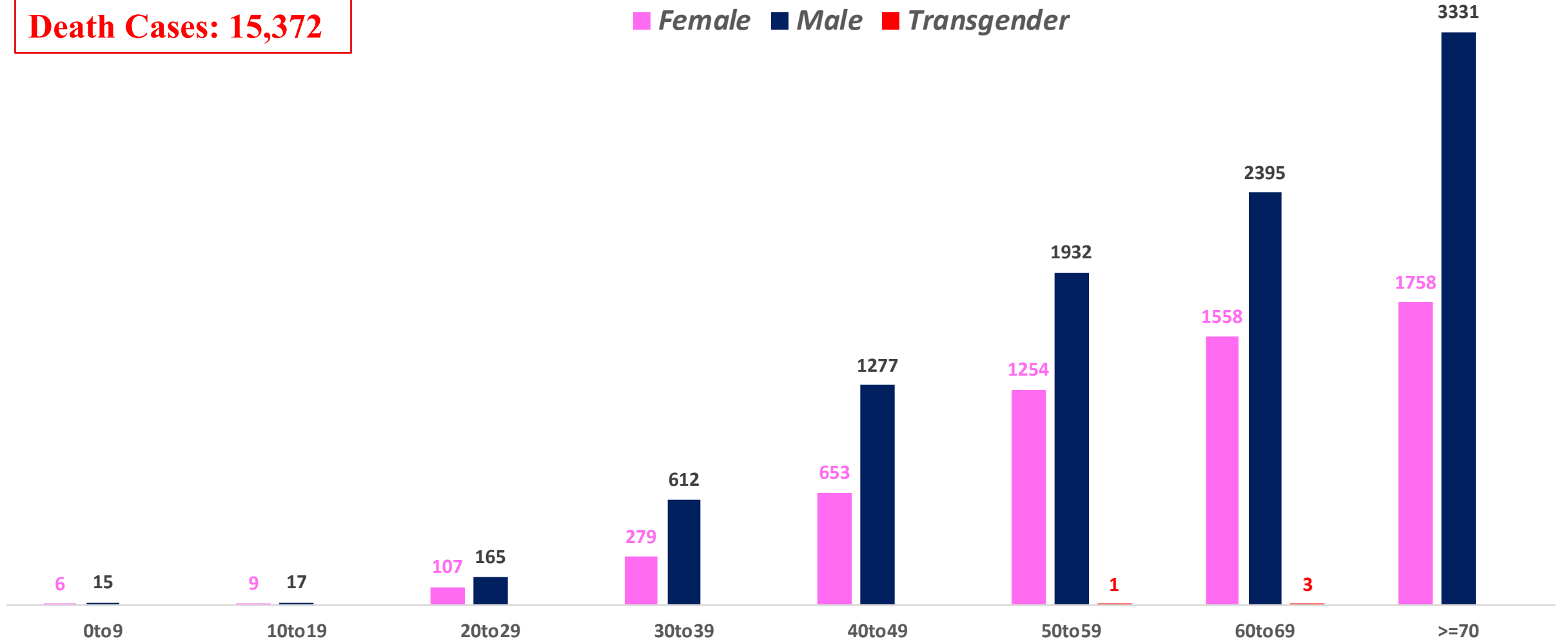


# AGE AND GENDER WISE DISTRIBUTION OF DEATH CASES



**Death Cases: 15,372**

■ Female ■ Male ■ Transgender

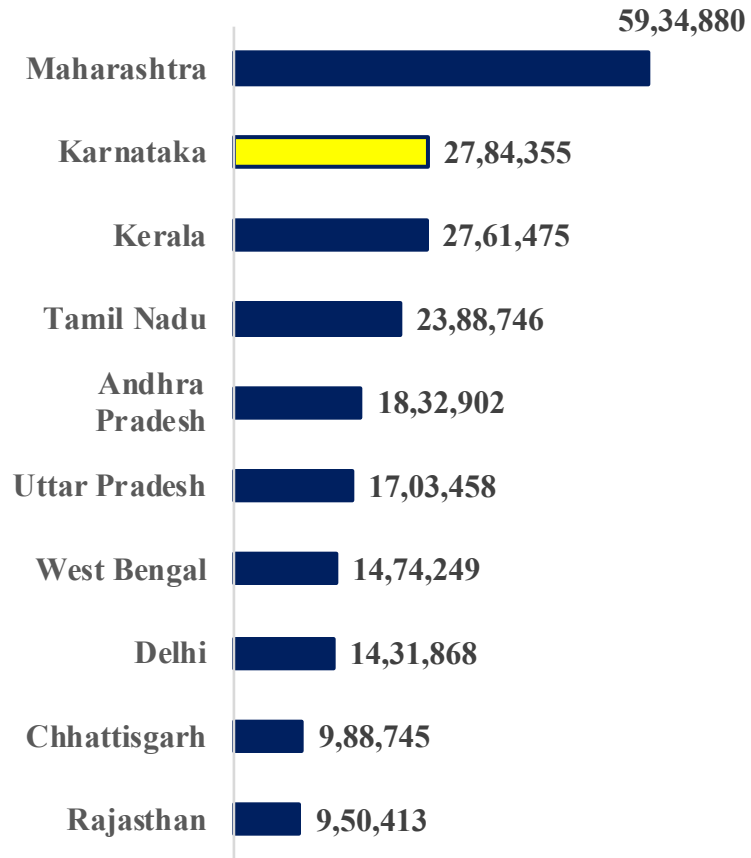




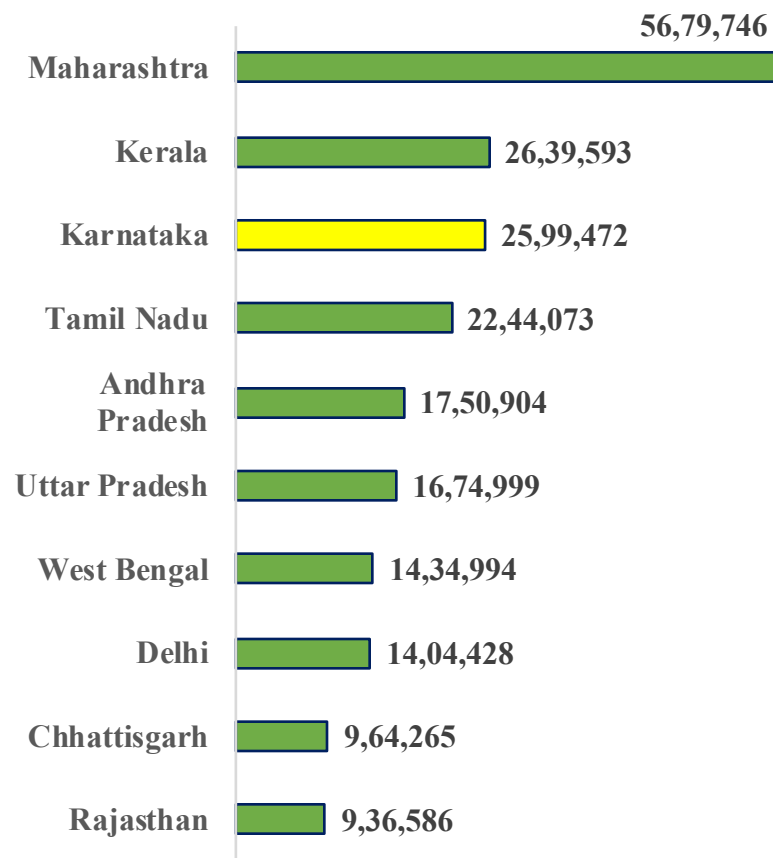
# TOP 10 COVID19 AFFECTED INDIAN STATES



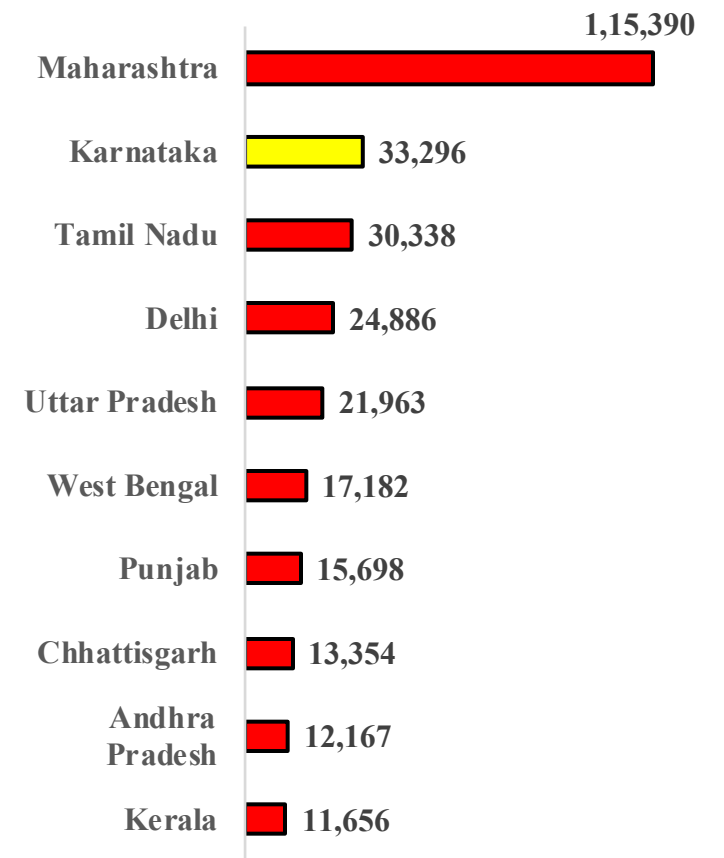
## Total Positive Cases



## Total Recovered Cases



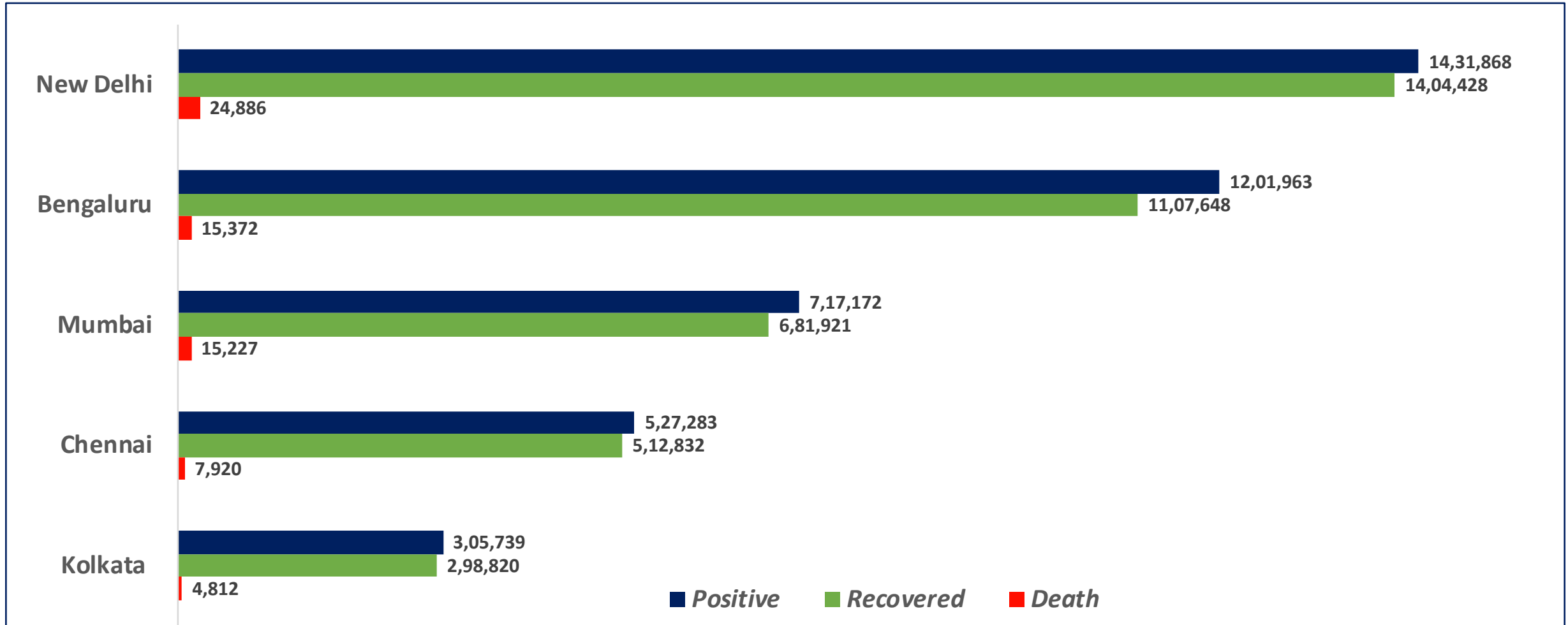
## Total Death Cases



Source : <https://www.covid19india.org/> at 6:30 pm (17.06.2021)



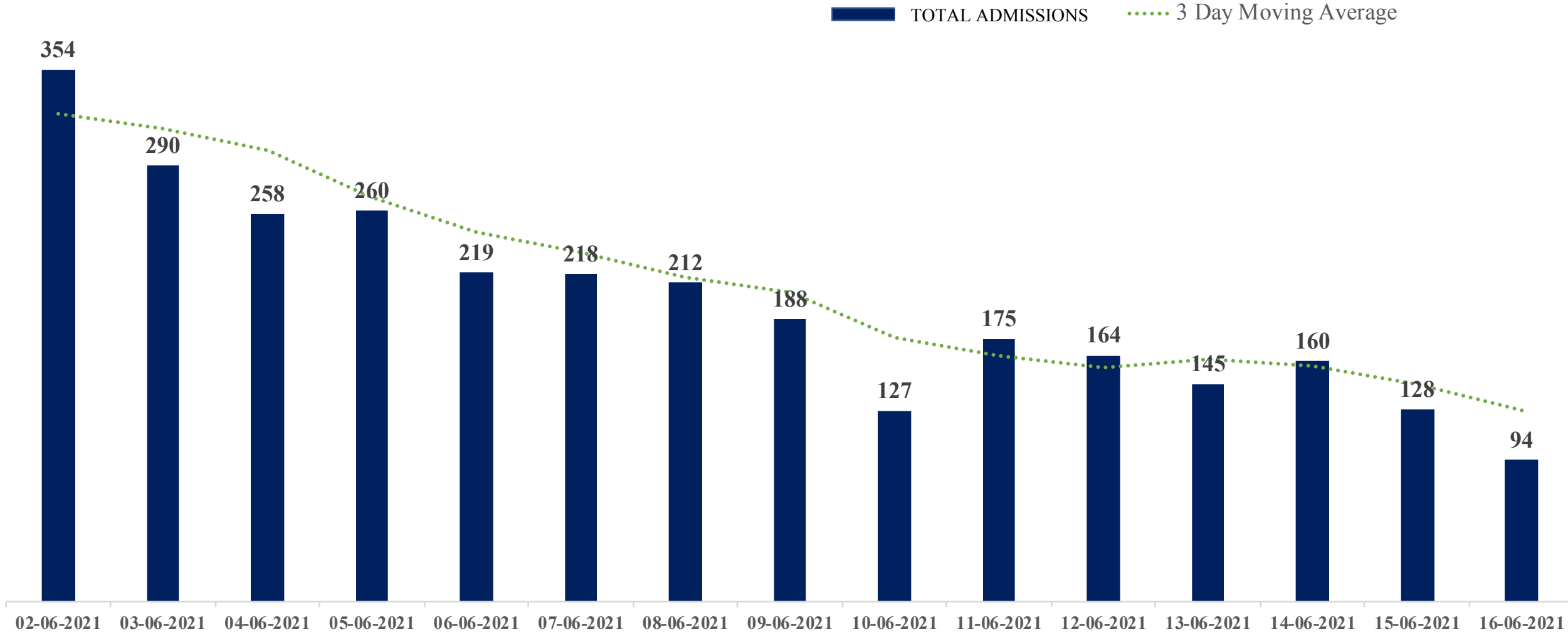
# BENGALURU AND OTHER METROPOLITAN CITIES



Source : <https://www.covid19india.org/> at 6:30 pm (17.06.2021)



# HOSPITAL ADMISSIONS LAST 15 DAYS TREND



\* Numbers as per Central Hospital Bed Management System (CHBMS)

\* Only Fresh Admissions considered



# CCC/TRIAGE CENTRE REPORT – 17.06.2021

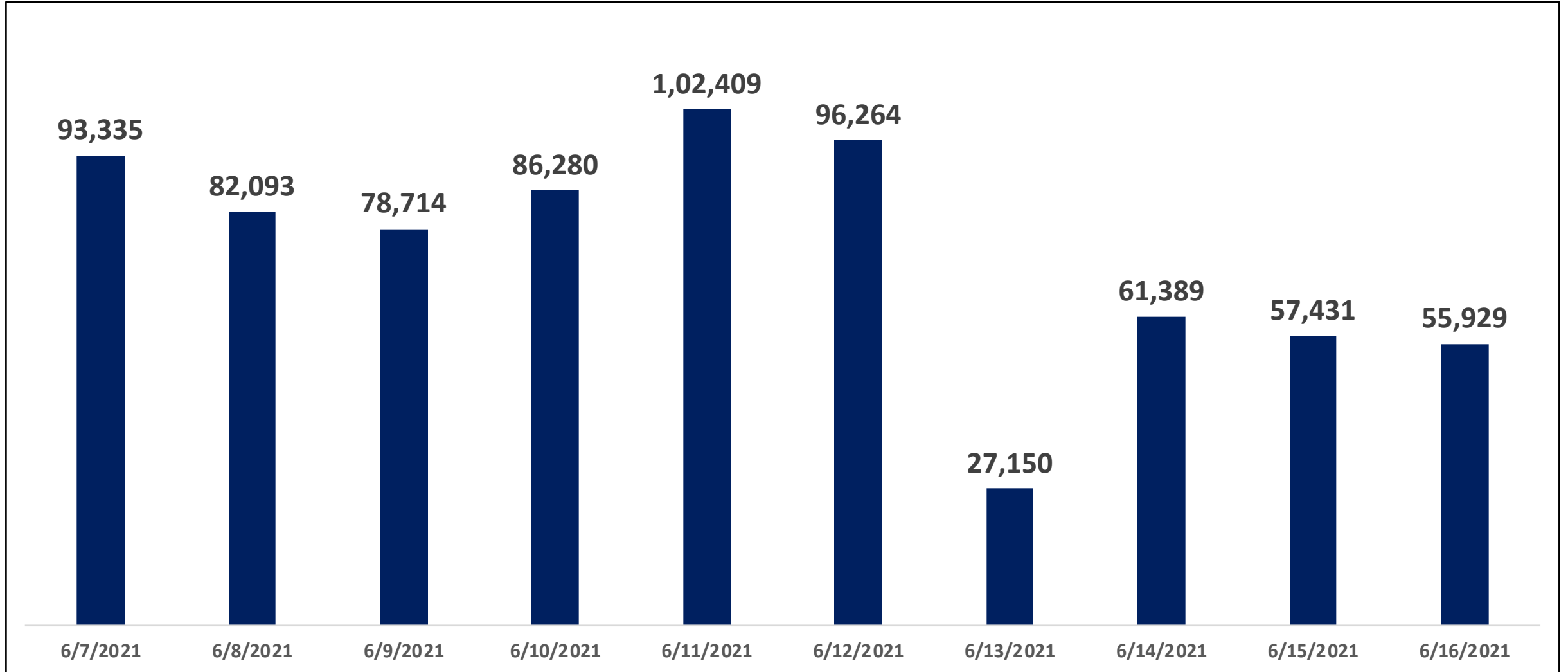


ZONE NAME	Total Triage Centres	Triage Details Breakup				Of Today's Triage, Patient Recommended for		
		Triaged till Previous Day	Today's Walk In Triage	Today's MTU Triage	Total Triaged Today	Home Isolation	CCC / MH	Hospital
<b>BOMMANAHALLI</b>	3	515	6	0	6	0	1	5
<b>DASARAHALLI</b>	2	299	5	0	5	0	4	1
<b>EAST</b>	2	277	12	0	12	7	4	1
<b>MAHADEVAPURA</b>	2	511	9	0	9	0	8	1
<b>RR NAGAR</b>	3	964	6	8	14	11	3	0
<b>SOUTH</b>	3	350	4	0	4	0	2	2
<b>WEST</b>	2	447	1	0	1	1	0	0
<b>YELAHANKA</b>	3	890	2	32	34	28	1	5
<b>TOTAL</b>	<b>20</b>	<b>4253</b>	<b>45</b>	<b>40</b>	<b>85</b>	<b>47</b>	<b>23</b>	<b>15</b>

\* data as on 04:00 PM (17.06.2021)



# TOTAL VACCINATION DOSES ADMINISTERED IN LAST 10 DAYS





# COVID BED STATUS AS ON 17.06.2021



SR. NO.	Facility Type	No. of Hospital	Total Allocated Beds for C+ Patients					Occupied Beds for C+ Patients					Net Available Beds for C+ Patients				
			Gen Beds	HDU	ICU Beds	ICU-V	Total	Gen Beds	HDU	ICU Beds	ICU-V	Total	Gen Beds	HDU	ICU Beds	ICU-V	Total
1	Government Medical Colleges	4	20	621	53	76	770	0	71	31	30	132	20	550	22	46	638
2	Government Hospitals	17	694	228	65	162	1,149	164	93	11	80	348	530	135	54	82	801
3	Private Medical Colleges	12	3,966	2,342	136	203	6,647	34	141	58	120	353	3,932	2,201	78	83	6,294
4	Private Hospitals	144	2,652	1,743	338	221	4,954	310	399	141	153	1,003	2,342	1,344	197	68	3,951
5	Covid Care Centre	20	150	437	-	-	587	125	146	-	-	271	25	291	-	-	316
<b>Total Beds</b>		<b>197</b>	<b>7,482</b>	<b>5,371</b>	<b>592</b>	<b>662</b>	<b>14,107</b>	<b>633</b>	<b>850</b>	<b>241</b>	<b>383</b>	<b>2,107</b>	<b>6,849</b>	<b>4,521</b>	<b>351</b>	<b>279</b>	<b>12,000</b>



# SNAPSHOT OF COVID-19 CASES IN BENGALURU URBAN



**Total Wards With  
>100 Cases\* :  
42**

**Tests Conducted  
On 16.06.2021:  
60,478**

**Recovery  
Rate:  
92.15%**

**Total  
Active Cases :  
78,943**

**Total Vaccinated on  
16.06.2021:  
55,929**

**Positivity  
Rate\* :  
2.32%**

**Active  
Rate:  
6.57%**

**Case  
Fatality Rate\* :  
1.59%**

\*Total positive cases In the past 10 days



\*CFR and positivity is for Past 7 days





ಬೃಹತ್ ಬೆಂಗಳೂರು ಮಹಾನಗರ ಪಾಲಿಕೆ  
Bruhat Bengaluru Mahanagara Palike



<b>Download BBMP Bulletin</b>	<a href="https://apps.bbmpgov.in/covid19/mediabulletin.php">https://apps.bbmpgov.in/covid19/mediabulletin.php</a>
<b>For BBMPCovid19 Bed Status:</b>	<a href="https://apps.bbmpgov.in/covid19/en/Bedstatus.php">https://apps.bbmpgov.in/covid19/en/Bedstatus.php</a>
<b>To register for vaccination :</b>	<a href="https://selfregistration.cowin.gov.in/">https://selfregistration.cowin.gov.in/</a>
<b>BBMP COVID19 Dashboard:</b>	<a href="https://apps.bbmpgov.in/covid19/">https://apps.bbmpgov.in/covid19/</a>
<b>Follow us on:</b>	 <a href="http://www.facebook.com/bbmp.comm1/">www.facebook.com/bbmp.comm1/</a>
	 <a href="https://twitter.com/BBMPCOMM">twitter.com/BBMPCOMM</a>

Issued by:

Honorable Chief Commissioner, BBMP  
Special Commissioner Health & IT, BBMP  
MD, Bengaluru Smart City Limited

**THANK YOU !**

